



# SD DAV PUBLIC SCHOOL, JAMTARA

## Summer Vacation Assignment (2024-25)

Class: - II

### नैतिक शिक्षा

1. प्रार्थना पाठ-1 को सजाकर चार्ट पेपर में लिखें और याद करें।
2. पाठ-2 मां का जरा सोचिए पृष्ठ संख्या 6 किताब और कॉपी में पूरा करे ।
3. अच्छे बच्चे में क्या क्या नैतिक गुण होने चाहिए?
4. माता - पिता कैसे अपने बच्चो को नैतिक बनाते है ?
5. कुछ नैतिक महापुरुषों का चित्र चिपकाकर उनके बारे में लिखें ।

#### परियोजना कार्य

स्वामी दयानंद सरस्वती या महात्मा गांधी का चित्र बनाए या खरीदकर चिपकाए और उनके बारे में **10** पंक्तियां लिखे। ( चार्ट पेपर पर )

### SUBJECT-ENGLISH

1. ENGLISH READER BOOK: CHAPTER- 1,3 (Page no. 3 &9)
2. ENGLISH PRACTICE BOOK: CHAPTER-1, 3 (Page no.2, 7 and 8)
3. Learn all and write in your HOLIDAY HOMEWORK NOTEBOOK
4. PROJECT WORK: write the poem ' LITTLE PUSSY' (English Reader- ch-5) and Word Train Game (English Practice- Page No.-09) with colour pencils on chart paper

### Subject: Hindi

#### अभ्यास-पुस्तिका:-

(1) सही वर्ण पर उचित मात्रा लगाकर शब्द लिखिये।

समझदर :- \_\_\_\_\_

शररत :- \_\_\_\_\_

साइकल :- \_\_\_\_\_

हरियल :- \_\_\_\_\_

तफान :- \_\_\_\_\_

खरगाश :- \_\_\_\_\_

शतान :- \_\_\_\_\_

गाव :- \_\_\_\_\_

मसम :- \_\_\_\_\_

कुड़दान :- \_\_\_\_\_

(2) वचन बदलिये:-

झाड़ी :- \_\_\_\_\_

लिफ़ाफ़ा :- \_\_\_\_\_

केला :- \_\_\_\_\_

पतंग :- \_\_\_\_\_

पंखुड़ी :- \_\_\_\_\_

जुराब :- \_\_\_\_\_



2.

Look at the numbers. Write '>', '<' or '=' in the .

60 <input type="text"/> 50	15 <input type="text"/> 51
29 <input type="text"/> 41	48 <input type="text"/> 59
18 <input type="text"/> 58	36 <input type="text"/> 36
30 <input type="text"/> 13	78 <input type="text"/> 77
47 <input type="text"/> 74	20 <input type="text"/> 19
96 <input type="text"/> 86	38 <input type="text"/> 18
57 <input type="text"/> 53	59 <input type="text"/> 49
39 <input type="text"/> 93	87 <input type="text"/> 87
90 <input type="text"/> 90	99 <input type="text"/> 100

**(a) Complete the missing number**

(i)   
©math-only-math.com

(ii)   
©math-only-math.com

(iii)   
©math-only-math.com

**(b) Write the words in numbers**

1. Four hundred and twenty two. \_\_\_\_\_

2. Nine hundred and eighteen. \_\_\_\_\_


























3. Seven hundred and eighty five. \_\_\_\_\_

4. Two hundred and fifty one. \_\_\_\_\_

5. Six hundred and ninety nine. \_\_\_\_\_

(c)


























Write the ordinal number indicated by the colored objects

					<b>2nd</b>
					_____
					_____
					_____
					_____


























(d)

**Ascending/Descending order**

Arrange the numbers in ascending order.

49,	47,	48,	44,	45					
70,	15,	75,	7,	25					
60,	30,	20,	40,	50					
88,	93,	39,	79,	29					
17,	23,	75,	30,	46					

Arrange the numbers in descending order.

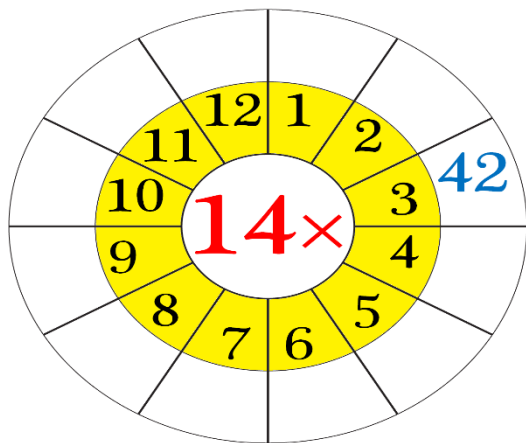
74,	80,	77,	68,	55					
28,	33,	51,	42,	63					
98,	95,	90,	76,	80					
65,	37,	15,	59,	73					
23,	72,	14,	95,	38					

(e)

Circle the right number

Tenth	2nd	1st	10th
Fourth	4th	2nd	6th
Eighth	3rd	8th	15th
Ninth	4th	14th	9th
Seventh	7th	10th	5th
Third	16th	6th	3rd
First	7th	1st	2nd
Sixth	6th	1st	10th
Fifth	9th	5th	11th
Second	8th	10th	2nd

(f)



(g)

Things are paired by taking the first object from I and the second one from II.



Which of

the following is correctly paired?

A)



B)



C)



D)



**MATHS PROJECT: Make a model on ascending order and descending order.**

---

**SUBJECT: EVS**

1. Write five things that you can do yourself.
2. Everybody has some likes and dislikes. Write name of any five food items that you like.
3. What do you do with your eyes?
4. Write names of any 5 body parts.
5. Write rhyming words for the given words.
  - a) SOUTH.
  - b) BAND.
  - c) ROSE.
  - d) REST.
  - e) CHECK.
  - f) WARM.
6. What do we do with our hands and fingers?
7. What do we do with our legs?
8. Write any five good habits.
9. Write names of any 5 products with their brand names.
10. Name any five food items which is made from milk.
11. Write any five food items which we get from plants.

**PROJECT WORK: Draw and color the diagram of eyes and fish on the chart paper.**

---

1. Write 10 pages English Calligraphy.
2. हिंदी में 10 पेज सुलेख लिखे।