



# SD DAV PUBLIC SCHOOL, JAMTARA

## Summer Vacation Assignment (2024-25)

Class: - UKG

Sl. No.	Subject	Reading	Writing	Activity
1.	English	<ul style="list-style-type: none"><li>● MEB - P.no. 2 to 12.</li><li>● Int. Act.- P.no. 11, 12 and 13.</li></ul>	<ul style="list-style-type: none"><li>● Capital letters (A-Z)</li><li>● Small letters ( a - z )</li><li>● 10 *a* vowel words (2 times)</li><li>● Complete the worksheet.</li></ul>	Paste pictures of any ten *a* vowel sound words and name them. (Do it on a chart paper and decorate with colour.)
2.	Hindi	<ul style="list-style-type: none"><li>● बाल माधुरी - (पेज नंबर एक से ग्यारह) तक</li><li>● शब्द अभ्यास - ( पेज नंबर एक से दस )तक</li></ul>	<ul style="list-style-type: none"><li>● स्वर वर्ण अ से अ तक (दो बार)</li><li>● व्यंजन वर्ण क से ज तक (दो बार)</li><li>● Complete the worksheet.</li></ul>	क से ह तक के किन्हीं 10 व्यंजनों के एक - एक चित्र चार्ट पेपर पर चिपकाएं और चित्रों का नाम लिखें।
3.	Maths	<ul style="list-style-type: none"><li>● Forward counting (1-100)</li><li>● Backward counting (20-1)</li><li>● Table of 2.</li><li>● Number name 1-10</li></ul>	<ul style="list-style-type: none"><li>● Write 1 - 100 in number.</li><li>● Number name (1-10)</li><li>● Table of 2</li><li>● Complete the worksheet</li></ul>	On a chart paper Paste / Draw a picture look alike *Zero* and decorate it. <ul style="list-style-type: none"><li>● Ex. - Clock / Bangle</li></ul>
4.	EVS	<ul style="list-style-type: none"><li>● 5 lines *About Me*</li></ul> Name of <ul style="list-style-type: none"><li>● Family members</li><li>● Body - parts</li><li>● Sense -organs</li></ul>	<ul style="list-style-type: none"><li>● Your full name (Two times )</li><li>● Name 10 body - parts.</li><li>● Name of 5 sense-organs.</li><li>● Complete the worksheet</li></ul>	On a chart paper Draw /Paste a *Family Tree* and write the name of family members. ( See P.no. 2 of Ont. Activity) . <ul style="list-style-type: none"><li>● Use colour paper (Green &amp; Brown)</li></ul>
5.	Drawing	<ul style="list-style-type: none"><li>● Name of ten colours.</li></ul>	<ul style="list-style-type: none"><li>● Draw and colour the pictures of *Apple , Ball , Tree and sun*</li></ul>	—
6.	Hand-writing	-----	<ul style="list-style-type: none"><li>● 5 pages Hindi writing.</li><li>● 5 pages English writing</li></ul>	-----

7.	Story	<ul style="list-style-type: none"> <li>● Thirsty Crow (English Story)</li> <li>● राजा और बंदर (हिन्दी कहानी)</li> </ul>	-----	-----
8.	Rhymes	<ul style="list-style-type: none"> <li>● Good night ,</li> <li>● Hop A Little ,</li> <li>● Count 1 , 2 , 3—</li> <li>● हाथी</li> <li>● नटखट बंदर</li> <li>● सुबह</li> <li>● छोटे बच्चे</li> </ul>	-----	-----


## Worksheet - 1

### Sub. - English

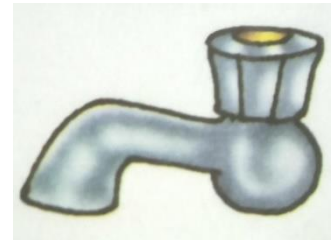
1. Write the missing letters.

A				E			H		J
	L				P			S	
		W		Y					

2. Name the following pictures -













3. Write small letters for the following capital letters.

Capital letter	Small letter	-	Capital letter	Small letter
M		-	B	
I		-	D	
G		-	L	
R		-	A	
F		-	N	

4. Write rhyming words -

i) tag - \_\_\_\_\_      ii) van - \_\_\_\_\_      iii) rat - \_\_\_\_\_      iv) hat - \_\_\_\_\_

**Worksheet- 2**


1. Write the missing letters (a-z)

a				e				i
		l				p		
s							z	

2. Cross the one which does not rhyme.

ap	lap	nap	jan <del>x</del>
an	ran	cab	pan
ad	ham	sad	mad
at	sat	pat	wax
ag	tag	fat	rag

3. Match the picture with its name.



4. Write the correct initial letters .



Worksheet- 1

Sub. - Hindi

1. खाली जगह भरें -

क					च				
	ठ					थ			
		ब					ल		
			क्ष						

2. चित्र पहचान कर पहला अक्षर लिखिए ।





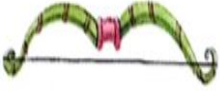
3. चित्र पहचान कर भिन्न अक्षर पर गोला लगाए ।



म क म



प छ छ



न ध ध



ड ढ ढ



ह ब ब

4. बाद वाले अक्षर लिखें ।

छ \_\_\_ घ \_\_\_ श \_\_\_ र \_\_\_ अ \_\_\_ ट \_\_\_

## Worksheet - 2

1. खाली जगह भरें । ( अ - अः )

अ			ई			ए
	ओ					

2. पहले वाले अक्षर को लिखें।

\_\_\_ ज      \_\_\_ र      \_\_\_ ट

\_\_\_ फ      \_\_\_ ग      \_\_\_ स

3. अक्षर पहचान कर सही चित्र से मिलाए।



य



भ



ग




ब



स

4. निम्न अक्षरों ( य - ह ) को क्रम से मिलाएं।



### Worksheet - 1

#### **Sub. - Maths**

1. Write the missing numerals.

1									10
	12							19	
		23					28		
			34			37			
				45	46				



2. Count and match -

i)  8

ii)  5

iii)  6

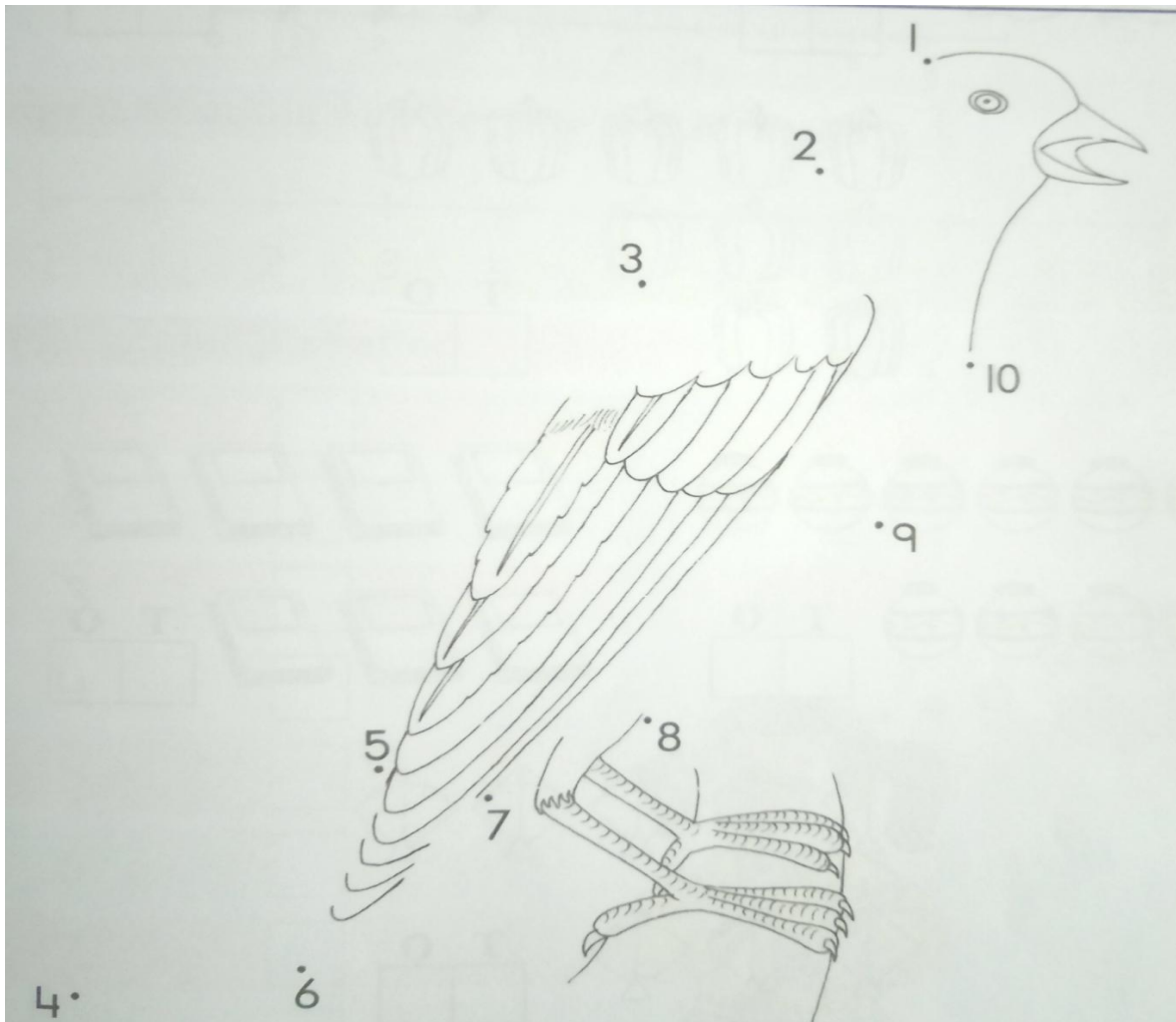
iv)  4

v)  7

3. What comes after?

2 \_\_\_\_      5 \_\_\_\_      8 \_\_\_\_      6 \_\_\_\_      4 \_\_\_\_      9 \_\_\_\_

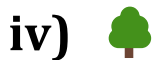
4. Join the dots and colour the picture.



5. Write the missing numerals.

51								59	
	62						68		
		73				77			
			84		86				
				95					

6. Draw a line to join the same picture.



7. What comes between?

i) 2 \_\_\_ 4

ii) 8 \_\_\_ 10

iii) 7 \_\_\_ 9

iv) 1 \_\_\_ 3

v) 5 \_\_\_ 7

vi) 9 \_\_\_ 11

8. Complete the sequence -

i) B H B H \_\_\_\_\_

ii) ह ड ह ड \_\_\_\_\_

iii) a r a r \_\_\_\_\_

iv) T Y T Y \_\_\_\_\_




# WORKSHEET -1

## Sub. - EVS

1. Complete the sentences about yourself.

- i) My name is \_\_\_\_\_
- ii) I am \_\_\_ years old.
- iii) I study in \_\_\_\_\_.
- iv) I live in \_\_\_\_\_.
- v) My admission number is \_\_\_\_\_.

2. Write the initial letter sound of the body parts .



3. Name five sense organs.

\_\_\_\_\_

4. Name a different room of a house.

- i) \_\_\_\_\_
- ii) \_\_\_\_\_
- iii) \_\_\_\_\_
- iv) \_\_\_\_\_

## Worksheet - 2

1. Write the name of your family members.


- i) Me \_\_\_\_\_
- ii) My mother Mrs. \_\_\_\_\_
- iii) My father Mr. \_\_\_\_\_
- iii) My grandmother Mrs. \_\_\_\_\_
- iv) My grandfather Mr. \_\_\_\_\_

2. Match the following -


- i) Eye
- ii) Ear
- iii) Nose
- iv) Tongue
- v) Skin



3. Write the initial letter sound of the following things.



4. Match the given activity with the correct room.



**Instructions :-**

- All the homework should be written in a separate copy(3 in 1)
- All the worksheet should be done in the same copy(3 in 1)
- Learn the stories and rhymes well with action.
- Use colour / Sketch pen and colour paper etc. to make the project work.