



SD DAV PUBLIC SCHOOL, JAMTARA

Summer Vacation Assignment (2025-26)


Class: - LKG

SUBJECT: ENGLISH

- Write a to z five times by using colour pencils.
- Learn five sentences about ***myself***.
- Learn 3 rhymes whatever taught in class from your book.
- Learn five words from a to n each
- Write your name five times.

Now complete these worksheet

1. Circle the odd one out in each of the given sets of pictures.



2. Match the sound with pictures.

a



b



c



d



e



Fill in the blanks with correct letters.




a	d
b	c
e	a
d	b
c	e

Circle the picture in each row that does not belong the group.



Worksheet 3 (English)

1. Circle two pictures which start with same letters.



2. Write the after letter.

a -----

d -----

f -----



h -----

SUBJECT: HINDI

1. स्वर वर्ण (अ से अः) दो-दो बार रंगीन पेंसिल से लिखें
2. व्यंजन वर्ण (क से म) दो-दो बार रंगीन पेंसिल से लिखें
3. अ से अः तक अक्षर से बने 2 शब्दों के चित्र चिपकाए
4. नटखट बंदर तथा सब्जीवाला कविता को सुंदर ढंग से याद करें
5. अपने बारे में पांच वाक्य याद करें

वर्कशीट- 1

1. चित्र पहचान कर पहला अक्षर लिखे



2. खाली स्थान को भरे:

क _____

च _____

ट _____

त _____

प _____

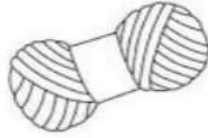
य _____

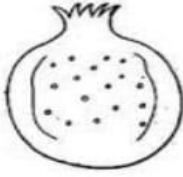
_____ र

3.

चित्र देखकर पहला अक्षर लिखे और रंग भरो









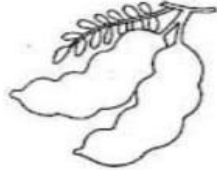







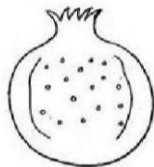
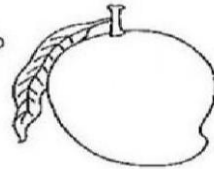
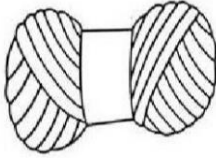






4. मिलान करे तथा रंग भरे: -

मिलान करो




ऊ इ
क च ओ
ध अ
उ ई

SUBJECT: MATHEMATICS


1. Write the numeral 1 to 20 by using colourful straws.
2. Learn the rhyme "oneness "
3. Practice to say forward counting 1 to 30.

Worksheet-1

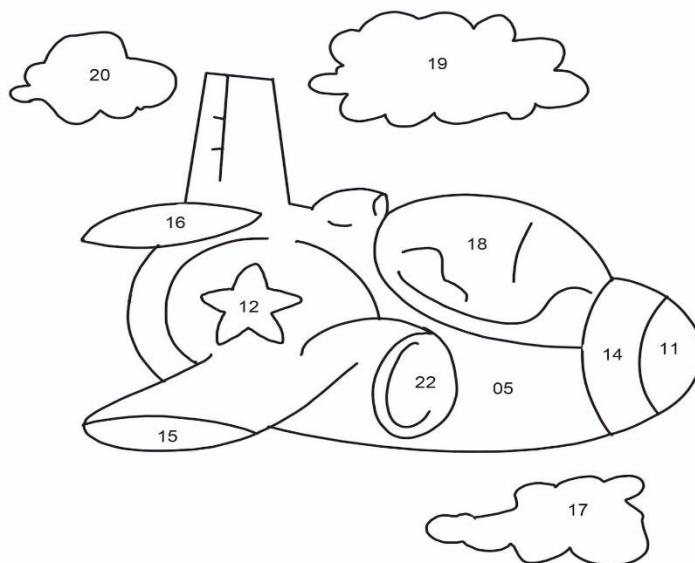
Circle all the 5 and colour the picture



ii. Match:



Read the instruction and colour the plane.



Colour as:

0 to 9 : Red
10 to 12: Yellow
21 to 23 : Grey


13 to 16: Green
17 to 20: Light Blue

Worksheet 2


1. Fill in the blanks.

1				5				9	
		13				17			


2. Count the number of the object and circle the correct number.



4. Colour the picture and paste different colours bindies inside the picture.



5. Join the dots and colour the picture



SUBJECT: MLW

1. Learn five domestic animals name.
2. Learn five wild animals name.
3. Learn five fruits name .
4. Learn five colours name.
5. Learn five body parts name.


Worksheet 1

1. Stick your photo and write your name.
2. Make a video by doing an activity with experiment with water see page no 17. Of your I. activity book.
3. Learn the poems" Hop a little"from your rhymes book.

Worksheet 2

1. Write your name. (three times)

2. Colour the picture and write the initial letter.



3. Stick any five fruits pictures in your EVS copy.

4. Draw an ice-cream and mango in your English copy

DRAWING

1. Up to pg no -12. in your Drawing Book.

ASSIGNMENT

Stick five different types of shapes on a scrap book and name them.(Ex-Triangle,Circle)

Make a snowman with cotton and colourful thin paper on a scrap book.

Note: Take a print out of the Assignment and complete it.