



SD DAV PUBLIC SCHOOL, JAMTARA


Summer Vacation Assignment (2026-27)


Class: - LKG

SUBJECT: ENGLISH

- Write **a** to **n** five times by using colour pencils.
- Learn five sentences about **Myself**.
- Learn 3 rhymes whatever taught in class from your book.
- Learn five words from **a** to **n** each.

Now complete these worksheet

1.  Circle the odd one out in each of the given sets of pictures.



2. Match the sound with pictures.

a



b



c



d



e



3. Fill in the blanks with correct letters.




Worksheet 2 (English)

1. Match the following.

a	d
b	c
e	a
d	b
c	e

2. Connect the dots and then colour the hidden picture.



Worksheet 3 (English)

1. Circle two pictures which start with same letters.

Aa



Bb



Cc



Dd



Ee



2. Write the after letter.

a _____

d _____

f _____


h _____

SUBJECT: HINDI

1. (क से झ) दो-दो बार रंगीन पेंसिल से लिखें
2. स्वर वर्ण (अ से ऊ) दो-दो बार रंगीन पेंसिल से लिखें
3. क से न तक अक्षर से बने 2 शब्दों के चित्र चिपकाए
4. नटखट बंदर तथा सब्जीवाला कविता को सुंदर ढंग से याद करें
5. अपने बारे में पांच वाक्य याद करें


वर्कशीट 1

1. चित्र पहचान कर पहला अक्षर लिखे: -




Worksheet 1


- Circle all the 5 and colour the picture



ii. Match:



- Read the instruction and colour the plane.



Colour as:

0 to 9 : Red
 10 to 12: Yellow
 21 to 23 : Grey



13 to 16: Green
 17 to 20: Light Blue

Worksheet-2


- Fill in the blanks.

1				5				9	
		13				17			

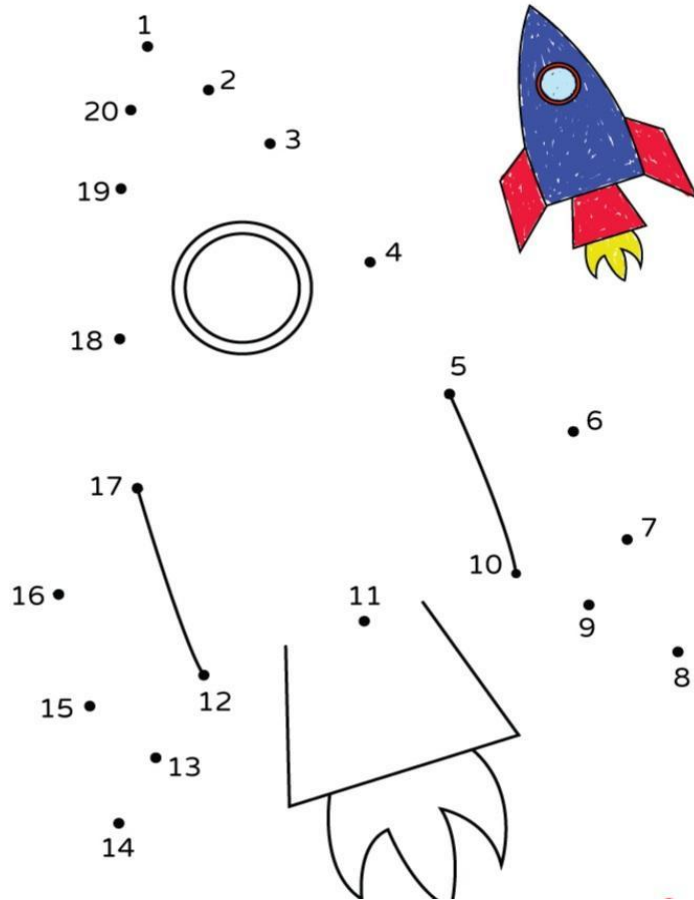
- Count the number of the object and circle the correct number.



- Colour the picture and paste different colours bindies inside the picture.



- Join the dots and colour the picture



SUBJECT: MLW

1. Learn five domestic animals name.
2. Learn five wild animals name.
3. Learn five fruits name.
4. Learn five colours name.
5. Learn five body parts name.

Note: - Learn only names not spellings


Worksheet-1

1. Stick your photo and write your name.
2. Make a video by doing an activity with experiment with water see page no 17. Of your I. activity book.
3. Learn the poems" Hop a little"from your rhymes book.

Worksheet-2

1. Write your name. (three times)

2. Colour the picture and write the initial letter.



3. Stick any five fruits pictures in your EVS copy
4. Draw an ice-cream and mango in your English copy

DRAWING

1. Up to pg no -12. in your Drawing Book.

ASSIGNMENT

- Stick five different types of shapes on a scrap book and name them. (Ex-Triangle, Circle)

Make a family photo tree on a scrap book.

Note: Take a print out of the Assignment and complete it.